



# Shelti Bayside™

Tavern Style Pool Tables For The Home

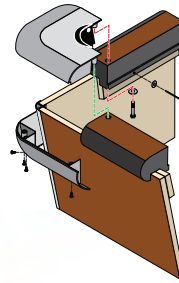
Sovereign Cherry Model # 8HP-88-AA-NA  
Model # 8HP-93-AA-NA

Charcoal Matrix Model # 8HP-88-CA-NA  
Model # 8HP-93-CA-NA

Shelti's Bayside HOME table offers the playing experience of a tavern table, providing the craftsmanship of our coin-operated models. Built in our Michigan factory, this single piece slate table features a magnetic cue ball separator, cabinet that can be disassembled for moving, and is available in two sizes. Choice of cherry or charcoal matrix laminate finish. Offer your customers an opportunity to take home the style and benefits of league play, without having to drop any quarters.



**Magnetic Cue Ball Separator**  
A magnetic device conveniently separates the cue ball from the other object balls. The cue ball returns the breaking end of the table while the object balls return to the opposite end.

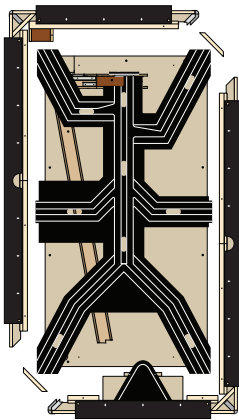


**Unitized Table Construction**  
Requires precision fit between the side and end aprons to the top rails and zinc die-cast corners. Adds to the cabinet's overall structural integrity and better ball response.

**MDF Top Rails**  
Provides the straightness and density characteristics for accurate and more resilient play.



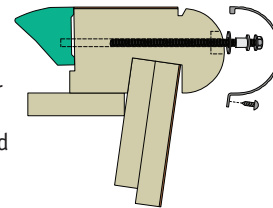
**Cabinet Comes Apart to Ease Transportation and Installation**  
Cabinet aprons and top rails disassemble down to two "L" shaped sections as shown.



**Ball Return Chutes**  
Enlarged chalk openings in all six (6) arms and three (3) in the center return are wide enough for the chalk to go through on angles.



**Pro-Am Cushion Rubber**  
Affixed with bolts that include a plastic shoulder washer to precisely locate the cushion rail at the proper play height. Tested and proven to provide exceptional ball rebound and accuracy off the rails.



Also Available  
Charcoal Matrix Laminate

**Anodized Aluminum Rail Trim**  
Full-coverage with fasteners under the rail to reduce contact and snags with clothing.

**Weight:**  
620 lbs. (88")  
675 lbs. (93")

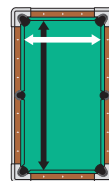
**Assembled Size:**  
88"L. x 50½"W. x 32"H. (88")  
93¾"L. x 53¾"W. x 32"H. (93")

**Cabinet Apron Ht:**  
17½"

1-Year Limited Warranty

**One-Piece Slate**  
Precision measured and ground as necessary for flatness within 10/1,000ths (0.010") of an inch. Ensures true ball roll.

**Championship Mercury Ultra 19-Ounce; 75% Wool/25% Nylon Fabric Blend Cloth**  
Shaved and finished to look and play with the speed of a worsted cloth.



**Regulation Size Play Areas**  
Twice the "nose-to-nose" length of the width: 40" x 80" (93" table) and 37.25" x 74.5" (88" table). The 2:1, length-to-width play dimensions are critical for bank shots to respond at consistent angles for accurate pocketing.

Shelti™

