

# THE GREAT AMERICAN POOL TABLE

## Legacy



Model# 700L

**Great American Recreation Equipment, Inc.** Is a company that is dedicated to serving the needs of the operator. From the design of our cornerstone pool tables, through the manufacturing process, we have always maintained the philosophy that the operators needs come first. Our relentless pursuit to satisfy has enabled us to produce high quality, top of the line merchandise, that ensures many years of uninterrupted reliable service. Our dedication to perfection, has established our company as an innovative leader in manufacturing. Appreciate the difference that experience brings to our coin operated industry.

**the action**  
**game**  
PEOPLE



Model	Overall Size	Playing Surface	Slate Size	Weight
600E	45" x 77"	32" x 64"	35.5" x 67.5"	620
650E	49" x 85"	36" x 72"	39" x 75"	650
700E	53" x 91"	40" x 80"	43 x 83"	710
800E	57.5" x 101.5"	44" x 88"	47.5" x 91.5"	820
900E	64" x 114"	50.5" x 100.5"	54" x 104"	1100

Model	Overall Size	Playing Surface	Slate Size	Weight
600E	45" x 77"	32" x 64"	35.5" x 67.5"	620
650E	49" x 85"	36" x 72"	39" x 75"	650
700E	53" x 91"	40" x 80"	43 x 83"	710
800E	57.5" x 101.5"	44" x 88"	47.5" x 91.5"	820
900E	64" x 114"	50.5" x 100.5"	54" x 104"	1100

**ALL POOL TABLES ARE AVAILABLE IN NON-COIN VERSIONS. (ACCESSORY PACKAGE IS NOT INCLUDED IN NON-COIN)**


**WE WERE THE FIRST TO...**

- Ship the legs inside the pool table
- Install hinged and locked hatch under table for leg storage and clean-out
- Use dome shake-proof washers on railbolts, corners and slate supports for a tight and fast play
- Use premium lexan side ball viewer for less chance of breakage
- Construction of the top rails is solid poplar hardwood. The sides and bottom are cabinet grade 3/4" plywood for better strength and longer life

**ACCESSORIES INCLUDE:**

- 4 Solid Cue Sticks
- (15) 2¼" Belgian Balls
- Triangle Rack
- Box of Chalk
- Brush
- Magnetic Cue Ball

**YOUR AUTHORIZED DISTRIBUTOR**




**GREAT AMERICAN**  
Recreation Equipment, Inc.






## State-of-the-art manufacturing facility ensures consistency and accuracy in construction and offer these fine quality features

- Solid poplar cabinet grade  $\frac{3}{4}$ " plywood construction on sides and bottom
- Unitized composite trouble free and fast ball return assembly
- Dome shake-proof washers on railbolts, corners and slate
- Reliable anti-cheat dump bar system eliminates free play and service calls
- Modular coin box housing designed for simple service
- Hinged and locked hatch under table for leg storage and cleanout
- Superior selection poplar wood top frame and rails for best cushion play action
- Dual steel center slate supports provide reliable flat level playing surface
- Premium lexan ball viewer with retaining screws and frame reduces chance of breakage
- Vertical 5 coin mechanism adjust in moments on location complimented with a deep large cash box for generous earnings
- Rails and slate are covered with a 21oz. cloth which promotes faster play and longer time before first recovery
- Double rollers on ball release provide smoother action, less wear and less down time
- Each table operates with magnetic  $2\frac{1}{4}$ " or  $2\frac{3}{8}$ " cue ball with 15th cue ball lock-up, accented by our reliable cue ball separator
- Each table is crafted with the finest imported one piece slate
- Cloth and formica selections available on request
- Factory play @ 50 cents



Stylish die cast reinforced, polished chrome-plated corners with Eagle logo, feature advanced screw in pocket liners for ease in replacement.



"We know you appreciate Quality" All of the features that we have previously mentioned and more that we take for granted exclusively with Great American!



Nylon mesh continual reinforced ABS injected legs with adjustable levelers, durable for many years of reliable service.



**BEYOND  
PERFECTION!**